



## JDY-30 / JDY-50

HYDRAULIC THRUFEED ROLLING MACHINE




## JDY-30 A / JDY-60A

THREE DIE THREAD AND FORM ROLLING MACHINE



## JDY-310

HYDRAULIC THRU FEED ROLLING MACHINE



## JDY-3T

CAM ROLLING MACHINE





## SPECIFICATION:

	JDY- 50	JDY- 30	JDY- 30A	JDY- 60A	JDY- 310	JDY- 3T
Diameter range of threads rolled	6Φ ~ 80Φ mm	6Φ ~ 30Φ mm	8Φ ~ 40Φ mm	15Φ ~ 60Φ mm	2Φ ~ 16Φ mm	2Φ ~ 12Φ mm
Ranger of pitch rolled	1.0p ~ 6.0p	1.0p ~ 3.0p	0.5p ~ 2.5p	0.5p ~ 4.0p	0.4p ~ 1.75p	0.4p ~ 1.5p
Maximum length of thread rolled	in feed and thru feed both available	in feed and thru feed both available	in feed and thru feed both available	in feed and thru feed both available	in feed and thru feed both available	28 mm
Speeds of dies	10 x 20 x 28 x 38 rpm	18 x 28 x 40 x 55 mm	250 x 500 rpm	70 x 140 x 200 x 300 rpm	45 rpm	40 rpm
Max. pitch diameter of cylindrical dies	180 mm	148 mm	80 mm	120 mm	98 mm	98 mm
Bore diameter of cylindrical dies	54 mm	54 mm	25.4 mm	40 mm	50.5 mm	50.5 mm
Width of cylindrical dies	35 ~ 150 mm	70 mm	40 mm	50 mm	30 mm	30 mm
Max. center distance of die-spindles	230 mm	175 mm	120 mm	160 mm	120 mm	115 mm
Min. center distance of die-spindles	170 mm	120 mm	50mm	80 mm	90 mm	94 mm
Output ( pcs / min )	4 ~ 30	4 ~ 20	4 ~ 30	4 ~ 30	20 ~ 40	24 ~ 40
Height from table surface to die-spindle	150 mm	130 mm	280 mm	380 mm	85 mm	85 mm
Machine motor	10 HP	5 HP	2 HP	5 HP	2 HP	1 HP
Hydraulic motor	5 HP	5 HP	1 HP	3HP	2 HP	
Rolling pressure	40 TONS	18 TONS	4 TONS	12 TONS	6 TONS	
Net weight ( Approx. )	2700 kgs	1500 kgs	520 kgs	1050 kgs	360 kgs	280 kgs
Gross weight ( Approx.)	3160 kgs	1700 kgs	700 kgs	1250 kgs	450 kgs	380 kgs
Overall dimension ( L x W x H )	1800 x 1500 x 1300 mm	1720 x 1260 x 1220 mm	1150 x 920 x 1360 mm	1380 x 1380 x 1400 mm	1020 x 1460 x 750 mm	800 x 600 x 750 mm
Shipping measurement	1880 x 1545 x 1500 mm	1760 x 1300 x 1400 mm	1180 x 960 x 1550 mm	1425 x 1425 x 1560 mm	1060 x 1500 x 900 mm	940 x 700 x 910 mm